






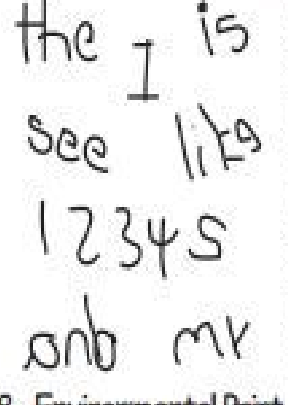


The Developmental Progression Children's Writing

 <p>1. Pictures</p>	 <p>2. Random Scribbling</p>	 <p>3. Scribble Writing (Written in linear fashion to mimic real writing.)</p>	 <p>4. Symbols That Represent Letters</p>
 <p>5. Random Letters (No relationship between sounds of letters and what the child is trying to say.)</p>	 <p>6. Letter Strings (Progresses from left to right and top to bottom when the child "reads" his writing.)</p>	 <p>7. Letter Groups (The groups have spaces in between to resemble words.)</p>	 <p>8. Environmental Print (Child copies print found in the room, often without knowing what the words are.)</p>
<p>Thehcanr (The horse can run.)</p> <p>9. Beginning Sounds (Child begins to write simple sentences using sight words and just the beginning sounds of words.)</p>	<p>We wn to the s (We went to the store.)</p> <p>10. Early Inventive Spelling (Includes the same elements as the previous level, but with more consonant sounds represented and spaces between words.)</p>	<p>To daye i wat to play withf the white board and the shapes and I won to play withn My fen</p> <p>(Today I want to play with the white board and the shapes, and I want to play with my friend.)</p> <p>11. Inventive Spelling (Has the same elements as the previous level, but with more sounds per word written, including the vowels. Some conventional spelling patterns may appear.)</p>	<p>One day I saw my Frid it was Israel and Antonio and They got lost I fad Thim. The end</p> <p>(One day, I saw my friends, I was Israel and Anthony and they got lost, I found them, The end.)</p> <p>12. Transitional Writing (Includes all of the previous elements, plus some real spellings of words with silent letters and other spelling patterns. Punctuation is beginning to appear.)</p>