



April newsletter

No. 6

www.greatbinfields.co.uk

April 2025

Dear Parents/Carers,

Well we are now officially two thirds of the way through the academic year. It'll be Sports Days and summer transitions before we know it!

I am so proud of the children and all they have achieved this term. I love listening to their achievements on a Friday morning and the children sharing the school values they have shown that week.

I hope you have lots of things planned for the holidays?

Let's hope this lovely weather stays with us for the holidays. Fingers crossed!

Happy Easter...Miss Lyddon
Headteacher

Staffing News:




Congratulations to Miss Thomas....now Mrs Greehy, who tied the knot during the February half-term. She is now packing for her honeymoon! Mr and Mrs Greehy had an amazing day, sharing the day with family and friends.

I also have some really lovely news - the stork has flown over GBP once again and this time Miss Murrells. I am sure you will join me in saying a huge congratulations to her and her partner. Will it be a girl or a boy? Now the guessing game starts!!!

Miss Murrells will be starting her maternity leave in July, when we finish for the summer holidays. She has also got engaged!

A sad goodbye today to Mrs Tomkins (Y5 LSA) who is leaving education and returning to a role in finance.

We all wish her well and good luck in her new job.



Luke Murphy MP, came to GBP:

On Friday 7th March we were lucky enough to have a visit from the Basingstoke MP, Luke Murphy. He began his visit by leading a whole school assembly and explained a little about his role as a Member of Parliament. Then the children had an opportunity to ask questions. After the assembly, Luke Murphy met with Pupil Parliament who spent some time discussing local issues they would like to be addressed. Some of these issues included: chewing gum bins for Basingstoke, tackling homelessness and more youth clubs. Luke said he could write a letter to the council of behalf of Pupil Parliament to highlight their concerns. Mrs Franklin was very impressed with how respectful and articulate the children were. Luke Murphy finished his visit with a tour round the school with myself.



INSET Days for 2025-2026:

3rd September 2025
28th November 2025
30th January 2026
22nd May 2026
3rd July 2026

I found this link from Darrell Wakelam for how to make an Easter chick out of an egg box: <https://www.youtube.com/watch?v=gWeaopVGhIM>



This is not a stick...

It's a wand
It's a guitar
It's a shovel
It's a horse
It's a baton
It's a telescope
It's a sword
It's a microphone
It's a ski pole
It's a spoon
It's a fishing pole
It's a treasure finder
It's a paddle.

and anything else a child can imagine!



Mini Egg cookies

Ingredients:

175g butter softened
200g light brown soft sugar
100g golden caster sugar
1 tbsp vanilla extract
1 large egg
250g plain flour
½ tsp bicarbonate of soda
50g white chocolate chopped into chunks
100g bar dark chocolate
chopped into chunks
100g Mini Eggs, lightly crushed with a rolling pin, leaving some larger pieces to decorate

Method

step 1

Heat oven to 190C/170C fan/gas 5. Line two baking sheets with baking parchment. Tip the butter, sugars and vanilla into a bowl. Beat with a hand-held electric whisk until pale and fluffy. Add the egg and beat again. Tip in the flour, bicarb and a pinch of salt, then use a spatula to mix together before adding the chocolate chunks and about half the crushed mini eggs (set aside the larger pieces) and mix again until everything is combined.

step 2

Scoop golf-ball-sized mounds of cookie dough onto the baking sheets, making sure you leave plenty of space between each one. (You should fit 4-6 cookies on each, so you'll have to bake in batches to make the total 20 cookies.) Push the remaining Mini Egg pieces into the tops. Can be frozen at this point for up to three months. Defrost thoroughly in the fridge before baking. Bake for 15-18 mins, swapping the sheets around halfway through. For soft and chewy cookies, the cookies should be golden around the edges but still pale and soft in the middle. If you prefer a biscuit texture, you will need to bake them a little longer.

step 3

Remove from the oven and leave to cool for 10 mins before transferring to a wire rack, then bake the second batch. Continue until all the cookies are baked. Will keep in an airtight container for up to a week.



On Monday 10th March, we held a Holi Celebration Day to mark the Hindu festival, which is taking place on Friday 14th March. The children were invited to come in wearing bright colours to celebrate the festival of colour, love and spring. Some of our Year 6 children who celebrate the festival led a whole school assembly about how and why it is celebrated. Each class then took part in an activity linked to the event.



We had a fantastic World Book Day! From Harry Potter, to Gangsta Granny, to Alice in Wonderland, everyone looked brilliant in their costumes.

The focus of the day was 'encouraging a love of reading for pleasure', and all classes read a lovely book called 'The Bridges' by Tom Percival. We also read a poem called 'You are a Reader'. The children took part in a variety of reading and writing activities linked to these texts. Some children even took part in a live online writing lesson with 30,000 children!

Take a look at the photos to see all of our wonderful book characters in action...



Some Year 5 pupils were lucky enough to attend the Basingstoke Primary Schools STEM (Science, Technology, Engineering and Mathematics) Fair at QMC. The children took part in a range of interactive activities ran by different businesses. The activities/ companies included:

AWE - problem solving with a focus on how light travels

Institute of Engineering and Technology - electricity and making circuits

Jackson Rowe - designing their dream house thinking about choice of materials

QMC Primary School Science Centre - making and launching rockets

Chartered Institute for IT - creating instructions to think about coding

Blatchford - focusing on putting together and taking apart prosthetic limbs

Hampshire and IOW Air Ambulance Service

ThermoFisher - microbiology and DNA

FAAC - sensor challenge

The aim was to educate the children about STEM industries and career options, as well as challenge perceptions and job role stereotypes. They had a great day and Mrs Franklin was very impressed by how well they took part and displayed the GBP school values.



Year 2 trip to Milestones:

Year 2 had a great day at Milestones museum for their school trip. Their day started by experiencing 2 different workshops lead by the museum professionals. They learnt lots about the different transport that was used in the Victorian time up to now. It was interesting to see the differences between them. They were even able to get in some of them and pretend they had time travelled back hundreds of years! After lunch, it was time to explore the museum. It was great fun to see what Basingstoke used to be like. Year 2 even got to use ration books to choose some old fashioned sweets! Well done for a super day Year 2!



Sporting achievements:

Well done Lara.



Well done Netball Team - a win for GBP.



A big well done to our super Tag Rugby team for winning every match.

Y6 trip to Basingstoke

Luckily, the sun shone for Year 6 and they were able to thoroughly make the most of their Basingstoke Trail trip into town. All of the children were respectful, polite and showed great intrigue in our local area. We even had compliments from members of the public! Because of this, they were able to gain lots from the trip and will hopefully be able to impart lots of this knowledge when they are next in town with you, further demonstrating what a fantastic day was had by all. The children were genuinely surprised to notice and learn so many new facts about our town centre which they had never spotted before yet walked past numerous times!

The Basingstoke trail included:

- Exploring the beautifully historic St Michaels Church, which has links to both WW2 and the Tudor period (previous topics that we have studied this year).*
- Learning about the tragic tale of Mrs Blunden who is said to have been buried alive (twice!) near the Holy Ghost Cemetery. We also visited Thomas Burberry's grave which is located here too.*
- Noticing the informative blue plaques dotted around town referencing the importance of a number of locations relating to great historical figures such as Jane Austin, Thomas Burberry and the history of the Basingstoke market.*
- Locating what used to be the residence of Thomas Burberry's first retail shop, which has now been converted into a new supermarket.*
- Visiting the current exhibition at the Willis Museum and taking a look at the history of Basingstoke exhibition on the middle floor.*



And these are to name just a few of the activities! Year 6 also enjoyed spotting the fairly recent artistic additions to our town centre and were fascinated to see Kev Munday's artwork up close and in real life – an artist who has inspired us with our artwork this half term.

Year 3 African percussion:

A BIG thank you to Hampshire Music for supporting our Year 3 children with their Listen 2 Me sessions every Thursday.



What wonderfully upbeat performances Year 3 children did for their end of term showcase! Mrs Greehy and Miss Wynne were extremely pleased with the children's attitude and effort to their African percussion learning this term. With the help of Mr Balch, the children have learnt which countries the instruments came from, how they are played and also more about the instrument and how it was made. Some of the instruments the children played were: dun duns, djembes, caxixis and cow bells.

Well done to all involved, and thank you to those who were able to come and see it.

Next up....the violins! We cannot wait to hear the beautiful sound that the children make next term!

Thank you!

Early Years had a wonderful afternoon when they invited their special loved ones to spend an afternoon full of lots of fun! The children loved playing various games such as a 'blindfolded obstacle course' and 'crack the code' as well as some lovely craft opportunities and many more activities. It was so lovely to observe the children thriving in their school environment and spending special time with their loved one. The afternoon ended with the children presenting their family member with a beautiful hand crafted vase of flowers. Thank you to our children for being such wonderful hosts and to our families for taking the time to visit us!



Need some health or advice through the NHS?

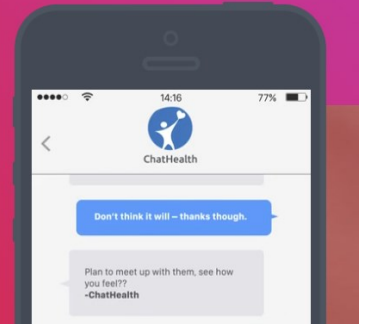
<https://chathealth.nhs.uk/>



Confidential help and advice


It's safe and easy for you to speak to a qualified health professional. Just send a message, you don't have to give your name.

Discreet and quick. It only takes one message to start making a difference. You'll get confidential advice from trained health staff in your area.



Challenge evening:

A BIG thank you for all of those families who took part in Challenge Evening. Children from EYFS—Year 6 were all involved, and the parents/grandparents/carers also looked like they were challenging themselves too. Walking around it looked like everyone was having great fun. There were some great activities that you and your children could continue in the Easter holidays??



Easter Holidays activities:

Check out this link to see some of the events happening in Hampshire over the Easter break:

<https://www.visit-hampshire.co.uk/whats-on/easter>

<https://moneysavingcentral.co.uk/kids-eat-free>