



March newsletter (Spring 2)

No. 4

www.greatbinfields.co.uk

March 2026

Dear Parents/Carers,

Where did that half-term go?

We are now officially two thirds of the way through the academic year — it will be Sports Days and summer transitions before we know it!

I am so proud of the children and all they have achieved this term.

I particularly enjoy listening to their achievements on a Friday morning and hearing them share the school values they have demonstrated throughout the week. It's always such a lovely way to end our week together.

I hope you have lots of nice things planned for the holidays. Let's hope this beautiful weather stays with us — fingers crossed!

Wishing you all a very Happy Easter.
Miss Lyddon
Headteacher

Musical Fun in Year 4 and 5!

Year 4 and Year 5 children had the wonderful opportunity to take part in a steel pan drumming workshop led by Mr Jones from Hampshire County Council. It was fantastic to see the children so enthusiastic and fully immersed in making music with this vibrant and unique instrument as they explored the seven different notes available to them.

They practised their scales and even worked together to perform a class piece, confidently playing Beginner Bossa — a great accomplishment in such a short time!

Many thanks Mr Jones for delivering four lively and engaging sessions.



“Before we ever put a pencil in a child’s hands, those hands should dig, climb, press, push, pull, squish, twist, and pinch in a wide array of environments and with a variety of materials”

— Amanda Morgan

Staffing news:

A warm welcome to Miss Skillett in Year 2 who has taken over from Miss Canfield, who is now on maternity leave. Miss Canfield welcomed baby Leilana on 24th March 2026. Huge congratulations to her and her partner Simon. We are also looking forward to welcoming Mrs Smith after the Easter break, who will be covering PPA across the school. We also say a sad goodbye to Mr Wood, Year 6 LSA, who has been with us for many years and will be sorely missed.

**PROPOSED INSET DAYS for
206/2027**

**1st and 2nd September 2026
22nd January 2027
28th May 2027**

I found this link from Darrell Wakelam for how to make an Easter chick out of an egg box:
<https://www.youtube.com/watch?v=gWeaopVGhIM>



Or Easter Bunny

<https://www.darrellwakelam.com/news/egg-box-easter-bunnies>



World Book Day was a fantastic celebration at Great Binfields!

We began the day by listening to *The Story Machine* by Tom McLaughlin. The story follows Elliott, a boy who loves collecting things and discovers a mysterious, silent typewriter. At first he finds it difficult to be creative, but he soon realises the machine can help him create pictures that tell stories. When the typewriter breaks, Elliott learns an important lesson – creativity doesn't come from the machine, it comes from within him. Inspired by the story, each class produced some fantastic writing of their own.

Classes also spent time with their buddy classes, sharing books, stories and the wonderful writing they had created. There was a real buzz of creativity around the school!

And of course, we can't forget the costumes... they were amazing! We saw a brilliant range of characters, including Mary Poppins, The Hungry Caterpillar and the Cookie Monster.


Well done to everyone who helped make the day so enjoyable!



Easter Nest Crispy Cakes

Ingredients (makes 12):

- 150g dark chocolate
- 50g butter
- 2 Tbsp honey
- 100g rice crispy cereal
- 36 mini eggs



Method:

Line a 12 hole muffin tin with muffin cases. Break or cut the dark chocolate into small pieces and place in a large microwave safe bowl.

Add the butter and honey to the bowl, then pop it into the microwave and heat in short bursts of around 30 seconds, stirring in between, until all the chocolate has melted.

Note: Be patient and don't be tempted to heat for longer at a time as chocolate is very easy to burn!

Mix well to completely combine the ingredients, then add the rice crispy cereal to the bowl. Carefully mix it all together until the cereal is completely coated in the chocolate mixture.

Spoon the crispy mixture into the muffin tin, dividing equally between the 12 cases. Working quickly, press down gently in the centre of each crispy cake with the back of a spoon to make a rough nest shape.

Decorate each crispy cake by popping 3 mini eggs in each hollow.

Once finished, pop the nest crispy cakes in the fridge to chill for an hour or so until set.

On Monday 16th March, we marked Holi, the Hindu festival celebrating colour, love, and the arrival of spring. The school was filled with a wonderful sense of excitement as children arrived dressed in bright, coloured clothes, reflecting the spirit of the festival.

Following our Holi assembly, each class took part in a range of activities inspired by the festival. These included creative art work, discussions about different cultural traditions, and opportunities to explore the themes of unity, kindness, and renewal. The day provided a valuable opportunity for children to learn about and appreciate different cultures, while also enjoying a fun and colourful shared experience together.



Children learn by doing and doing is noisy, untidy, messy and unpredictable.



Grandparents Day in Year 1

Year 1 had a wonderful time welcoming their grandparents and special adults into school to celebrate the end of their "Toys" topic. The children were incredibly proud to share their learning, talking confidently about toys from the past and comparing them to the ones we enjoy today.

The event offered a fantastic opportunity to explore, play with, and discuss toys through time. A special display table showcased a range of toys and artefacts from different eras, many of which linked to our earlier visit from Mr Cushing. The children loved showing these items to their adults and enjoyed playing a variety of games together throughout the morning.

One of the most heart-warming parts of the day was seeing children and their adults playing side by side—trying out traditional toys, sharing memories, and celebrating their learning together. It was the perfect way to round off our topic.

A huge thank you to all the grandparents and special adults who joined us and helped make the morning such a memorable experience for our Year 1 children!



Science Week

Great Binfields marked National Science Week with a range of exciting activities. We were thrilled to welcome the Wonderdome, which gave every child the chance to explore the wonders of space in a unique and immersive way. We would like to extend our sincere thanks to FOGB for organising this wonderful experience. The children showed great enthusiasm, and it was a truly memorable and enriching opportunity for all.

Over the course of the week, pupils also engaged in a variety of hands-on science activities designed to spark curiosity and deepen their understanding. We were delighted to host several inspiring scientists, who shared their knowledge and passion with the children. We are very grateful to the parents and volunteers who kindly gave their time to lead sessions and deliver talks—their contributions made a significant impact and helped bring science to life.

It has been a highly enjoyable and inspiring Science Week, and we hope all of the children came away feeling excited and motivated to continue exploring the world of science.

Year 3 residential at Gordon Brown Centre:

The children in Year 3 had an amazing time at the Gordon Brown Centre. They arrived around lunchtime, enjoyed a site tour, made their beds, and tucked into a lunch of hot dogs, chips, and corn on the cob, with a gooey flapjack for pudding.

In the afternoon, they split into their classes and took part in their planned activities, including archery, making friendship bracelets, and either a blindfolded guide trail or low ropes, as well as the adventure trail. The children were amazing in all the activities and demonstrated our school values of resilience, cooperation, respect, and creativity throughout.

Our evening meal was macaroni cheese and salad. After spending some time with the goats, rabbits, chickens, and donkeys, we settled down for a campfire with hot chocolate.

On Friday, we started the day with orange juice, cereal, and toast before completing the rest of our activities. The weather was so lovely that we enjoyed our picnic lunch outside before a final visit to the animals, then headed back to the minibuses.



Easter at great Binfields

We began our Easter day with a special assembly led by Gary, the vicar from Hope Community Church. During the assembly, we revisited and developed our understanding of the Easter story, and enjoyed watching it retold using LEGO characters. Even I joined in with the Easter game!

This was a lovely way to start the day, helping the children reflect on the meaning of Easter in an engaging and memorable way.



Safer Internet Day

On 10th February, we celebrated Safer Internet Day at Great Binfields by exploring the safe and responsible use of artificial intelligence (AI). With AI becoming an increasingly common topic of conversation, and many children hearing about or using AI online, we recognise how important it is for them to develop the skills and confidence needed to make safe and informed choices when using smart technology.

One of the most familiar ways AI appears in everyday life is through voice assistants, such as Alexa. Many year groups explored this aspect of AI, discussing how reliable the information provided by these assistants is and even thinking about what features they might like if they had the chance to design their own.

The children also had the opportunity to share their views through thoughtful discussions and debates. They considered whether AI is always factually correct, as well as the advantages and potential drawbacks of using AI.



As technology continues to advance, it is important that we continue to explore topics such as AI within our curriculum. Safer Internet Day provided a fantastic starting point for introducing these ideas to the children, with a strong focus on staying safe online and becoming confident, responsible digital users.

If you would like any further advice or top tips on how to keep your children safe online, this webpage has some great ideas about how to do so.

<https://saferinternet.org.uk/safer-internet-day/safer-internet-day-2026/top-tips-for-parents-and-carers>

Here are some E-Safety books for you to share with your children:

<https://www.childnet.com/resources/digiduck-stories/>



This week I met with the Headteacher's of our cluster schools and the Headteacher of The Costello School (our feeder secondary school). Mr Conway was pleased to share the positive responses they had received from new Year 7 parents regarding how their children had settled in and how transition went this year. The move from Year 6 to Year 7 is always an anxious time for children and parents, so it was lovely to hear such positive feedback on the experience for our children who moved on to The Costello School.

Parent feedback included:

"The school made the transition to secondary a lot smoother than I had expected."

"Thank you to everyone at Costello for the truly outstanding care and support provided. The positive impact this has had during the transition into secondary school has been remarkable, helping to build confidence and happiness in a way that has made a real difference. It has also had a hugely positive effect on family life. Your dedication and support are deeply appreciated. Thank you so much."

"They really took the time to understand what was needed and supported every stage of the transition, which made a huge difference."

"Starting secondary school felt huge, but having the right support in place made it a much more positive experience than we expected."

"They made sure no one felt left behind and that reassurance meant everything during such a big change."

Year 6 go to Brazil!!!

This half term, Year 6 have explored the work of Brazilian artist Beatriz Milhazes as part of their Rainforest topic. They have experimented with her distinctive style through drawing, painting, and creating their own collages.

The unit concluded with the children designing and making sculptures inspired by her work, which were combined into a collaborative installation for parents to view at pick-up.



Thank you!

Early Years had a wonderful afternoon when they invited their special loved ones to spend an afternoon full of lots of fun! The children loved playing various games such as a 'blindfolded obstacle course' and 'crack the code' as well as some lovely craft opportunities and many more activities. It was so lovely to observe the children thriving in their school environment and spending special time with their loved one. The afternoon ended with the children presenting their family member with a beautiful hand crafted vase of flowers. Thank you to our children for being such wonderful hosts and to our families for taking the time to visit us!



Need some health or advice through the NHS?

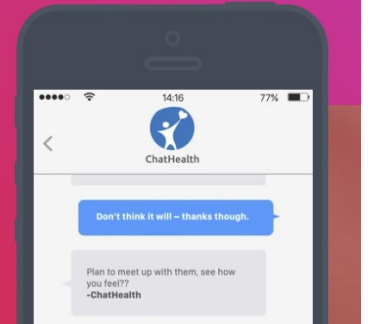
<https://chathealth.nhs.uk/>



Confidential help and advice

It's safe and easy for you to speak to a qualified health professional. Just send a message, you don't have to give your name.

Discreet and quick. It only takes one message to start making a difference. You'll get confidential advice from trained health staff in your area.



Easter Holidays activities:

Check out this link to see some of the events happening in Hampshire over the Easter break:

<https://www.visit-hampshire.co.uk/whats-on/easter>

<https://moneysavingcentral.co.uk/kids-eat-free>

<https://www.hants.gov.uk/librariesandarchives/library/events#.Basingstoke-Discovery-Centre>

<https://www.bbcchildreninneed.co.uk/changing-lives/easter-activities-resources-and-more/>

Pudsey Crafts: Easter chick **PUDSEY CRAFTS:** **EASTER CHICK**



Positive Relationships **Daffodils**

