



Great Binfields Primary School Newsletter

No. 2

www.greatbinfields.co.uk

19th December '25

Dear Parents/Carers,

Well, we said this half term would fly past—and it certainly has! It's wonderful to watch the festive build-up through the eyes of the children, as they experience everything with such awe and wonder. This magic can so easily be lost in adulthood as we get caught up in all the Christmas "admin", so thank you, children, for helping us all to re-capture the joy of the season!

The children have been incredible in their various performances and have made you, the staff, and themselves extremely proud. They were an absolute joy to watch! We also thoroughly enjoyed our annual Christmas dinner and, of course, the Christmas Treehouse production, which this year was Alice in Wonderland. I know the staff particularly loved the audience participation!

At GBP, we always ensure we recognise and celebrate the true meaning of Christmas, and our RE Day allowed us to do just that. Our children are acutely aware that Christmas is as much about giving as it is about receiving, and this was reflected beautifully in the generous donations to the Food Bank for their Hamper Appeal.

I hope you have a wonderful Christmas break and that you're able to enjoy some "slow" days amongst all the busyness the season brings.

Kindest regards,

Miss Lyddon



Goodbyes

At the end of another term at Great Binfields, we are sadly saying goodbye to some of our current staff members.



Firstly, we say goodbye to Mrs Taylor, who is leaving education to try something new for herself and her family.

We also say farewell to Mrs Sweetman, who is changing roles within childcare and continuing her childminding work for local children.

We wish everyone who is leaving us the very best of luck in their new roles. Please keep in touch and do pop in to see us.

Welcomes:

Miss Hanafin welcomed a little boy in early November — baby Stanley. Congratulations to you all, and we wish you a very happy Christmas together.

Mrs Franklin has also begun her maternity leave and her baby girl made an early arrival, even before her finish date at school!



Merry Christmas to you all from all of us!

Avon Tyrell

The Year 6 children had an amazing time away this half term! They spent four days at Avon Tyrell in the New Forest. I wonder which activity ended up being their favourite? Follow their week on the Latest News section of the website.



Celebrating Advent:

We started our day with an assembly from Gary the Vicar from the Hope Community Church. We learnt/recapped our understanding of the Christmas Story and sang some Christmas songs. A great way to start the week!



Pupil Parliament:

Our new prime Minister is Anna (Y6) and Deputy Prime Minister is Gigi (Y6).

Year 6 - Jamie and Cobi

Year 5 - Snow and Phoebe

Year 4 - Oscar J & Benjamin

Year 3 - Ethan P & Kit

“
Yes, kids love technology, but they also love Legos, scented markers, handstands, books, and mud puddles. It's all about balance.”

—K.G., first-grade teacher

Gingerbread cookie decorations



Ingredients

50g/1³/₄oz light muscovado sugar

50g/1³/₄oz dark muscovado sugar

50g/1³/₄oz golden syrup

150g/5¹/₂oz butter, roughly chopped

1 medium free-range egg (at room temperature)

300g/10¹/₂oz plain flour

1 tbsp ground ginger

1 tbsp ground mixed spice

To decorate

50g/1³/₄oz chocolate, melted

freeze dried strawberries/raspberries

edible glitter, optional

20 strawberry laces

Method

- Put both types of sugar, the golden syrup and the butter in a heavy-based saucepan. Set it over a medium heat and warm, stirring occasionally, until the butter has melted and the sugars have dissolved.
- Transfer the mixture to a large bowl and leave to cool for about 5 minutes before beating in the egg. Sift over the flour and then the spices, one at a time, mixing gently after each addition, to make a soft dough.
- Put the dough into a food bag, or wrap in cling film. Chill for several hours, preferably overnight, to firm up – this makes the dough easier to roll out.
- Remove the dough from the fridge 15-30 minutes before rolling so it can soften slightly.
- Preheat the oven to 180C/160C Fan/Gas 4.
- Roll out the dough between sheets of baking parchment to the thickness of a £1 coin. If the dough seems very sticky, dust it and the parchment lightly with a little flour. Peel off the top parchment sheet, then cut out your bird shapes and use a cocktail stick or bamboo skewer to create the indent of an eye and hole to thread through your strawberry laces if making Christmas tree decorations.
- Bake the biscuits for 10–12 minutes until they are a rich golden-brown. Leave them to firm up for a few minutes on the baking tray, then transfer to a wire rack to cool.
- The melted chocolate to the birds using a paintbrush and sprinkle over your freeze dried fruit and red glitter if using. Leave to set before threading and tying your strawberry laces if creating gingerbread robin decorations.

Hamper donations and Christmas Jumper day!

Thank you Great Binfields!

A Huge Thank You!


The Food Bank has advised that they received **175** kilos of donations-an absolutely fantastic amount! They have asked us to pass on their gratitude and shared that this support is more important than ever at this time of year.



The adventures of Paddington Bear:

Our wonderful Year 2 children have made us incredibly proud this week with their fantastic Paddington-themed Christmas show. They performed with such confidence, presenting their work beautifully and singing every song with enthusiasm. A clear favourite among the audience was their brilliant "12 Days of Christmas – Paddington Version", delivered with huge smiles and plenty of festive cheer!

Well done, Year 2 — you truly smashed it!



I THINK IT'S NECESSARY
TO LET KIDS GET BORED
ONCE IN A WHILE -
THAT'S HOW THEY LEARN
TO BE CREATIVE.

~ Kim Raver

Year 3 music concert.

Year 3 have learnt to play the toot this term and it was amazing to see all of the skills they have learnt. Being able to sing and play an instrument at the same time...WOW!!!



The Early Years children took on the huge task of retelling the Christmas story by working together to perform the Christmas Nativity for everyone to enjoy. A Miracle in Town was performed brilliantly by all of the children.

We began by learning the song words and actions, before moving on to acting out our parts and learning our lines.

After lots of practice, the children confidently performed in front of KS1 and their parents and carers.

Everyone was incredibly proud of what they achieved. Well done to all of our Early Years children, and Merry Christmas!



Panto—It's behind you!!!! Thank you Treehouse Theatre for a great morning watching Alice in Wonderland!!



Great Binfields School had a truly magical surprise when two reindeers came to visit! We all had an amazing time meeting them and learning lots about their lives, including what they eat and how they live in the wild. Everyone was especially amazed to discover that reindeers grow new antlers every year. A big thank you to our PTA for organising such a special and memorable experience for us all.



Where kids can eat for free or for £1 over the Christmas holidays:

- Frankie and Benny's: Free kids' meal, Frankieandbennys.com
- Bella Italia: Free kids' meal, Bellaitalia.co.uk
- Prezzo: Free kids' meal, Prezzo.co.uk
- Bill's: Free kids' meal, Bills.co.uk
- Banana Tree: Free kids' meal, Bananatree.co.uk
- Las Iguanas: Free kids' meal, Iguanas.co.uk
- TGI Fridays: Free kids' meal, Tgifridays.co.uk
- Bread Street Kitchen: Free kids' meal, Gordonramsayrestaurants.com
- Yo! Sushi: Free kids' meal, Yosushi.com
- Morrisons: Free cafe kids' meals, Morrisons.com
- Asda: £1 kids' meal, Asda.com
- Ikea: 95p kids' meal, Ikea.com
- Dobbies: £1 kids' meal, Dobbies.com
- Heathrow airport: Free kids' meal, Heathrow.com
- Premier Inn: Free kids' meal, Premierinn.com

Christmas dinner:

Yummy, yummy, Christmas dinner! We had a great time with our friends enjoying our Christmas dinner in our Christmas jumpers.

Thank you to our kitchen team for all their time and effort every day and Merry Christmas!





INSET DAY REMINDER:

30th January 2026—Ace Kids
8am – 4 pm

22nd May 2026—No Ace Kids on Site

3rd July 2026—Ace Kids 8am – 4 pm



Children with a vision impairment were recently invited to enter [VICTA's](#) Christmas decoration competition.

Each of the three girls who were in school at the time worked together to create a Christmas decoration featuring Peter Rabbit.

The girls were delighted to receive a treat in the post this week to say well done!



Back in February 2025, Great Binfields was visited by Mr Dot, a Hampshire based artist who has a vision impairment.

Mr Dot spoke to the children about a book he was writing that features braille.


Mr Dot's book is now available and we now have a copy of the book in school.

Our [VIP's](#) recently had the chance to meet two reindeer - Rip Tide and Glacier – and to feed them some lichen.




Christmas Sweater Maze

Your Christmas sweater is lost in the laundry, can you find your way through the maze of clothes to find it ready for the Christmas party?



Christmas Maze

The last few baubles are needed to finish off decorating the Christmas tree ready for Christmas. Unfortunately, they have been lost amongst all the tinsel. Can you find them?



Name: _____ Date: _____

Christmas Tree

Word Search

DIRECTIONS: Find and circle the vocabulary words in the grid. Look for them in all directions including backwards and diagonally.

- ANGEL
- ARTIFICIAL
- BAUBLE
- BOUGH
- BRANCHES
- CONIFER
- DECORATE
- EVERGREEN
- FESTIVE
- FIR
- FRAGRANT
- GARLAND
- LIGHTS
- NEEDLE
- ORNAMENT
- PINECONE
- REAL
- RIBBON
- SAP
- SKIRT
- SPRUCE
- STAND
- STAR
- TANNENBAUM
- TINSEL
- TOPPER
- TRUNK

